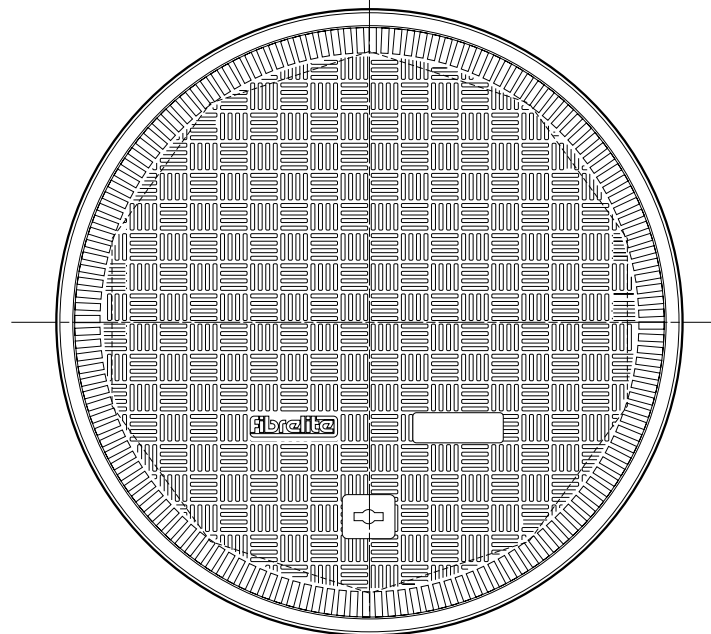
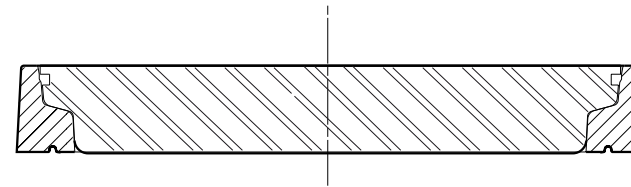

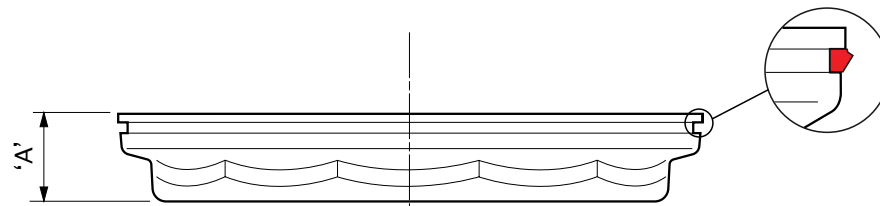




24" dia. flat sealed cover with composite frame. Temperature & chemical resistant. (Exceeds H25 Load Rating)

For reference purposes only. This drawing is not a specification. Order against product code only. To enable continuous improvement of our products, the designs and specifications are subject to change without notice.





Load Rating	Cover Weight	Frame Weight	Cover Height ('A')
LD	16.5 lbs	19.8 lbs	2 1/2"
SD	46.3 lbs	19.8 lbs	3 7/8"
HD	57.3 lbs	19.8 lbs	3 7/8"

24" dia. flat sealed cover with composite frame. Temperature & chemical resistant. (Exceeds H25 Load Rating)

For reference purposes only. This drawing is not a specification. Order against product code only. To enable continuous improvement of our products, the designs and specifications are subject to change without notice.



CONCRETE

VERY IMPORTANT

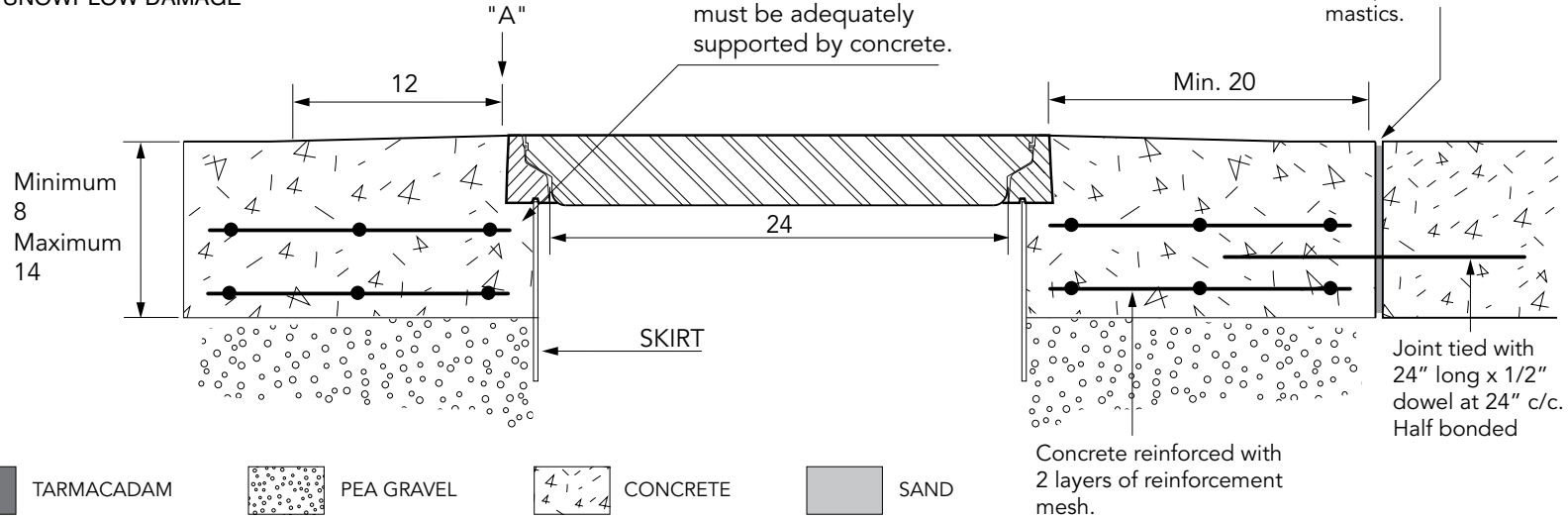
FRAMES MUST BE INSTALLED FLUSH WITH FINISHED GRADE OR SET SLIGHTLY BELOW FINISHED GRADE TO PROTECT FROM SNOWPLOW DAMAGE

VERY IMPORTANT

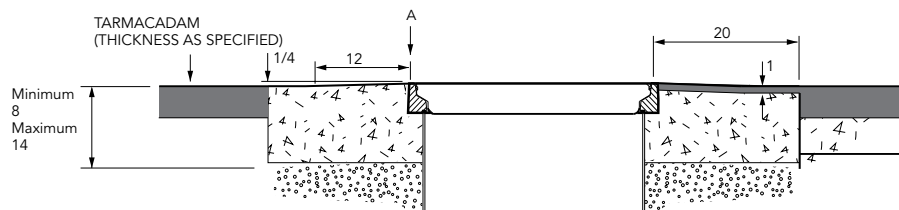
To allow for drainage, Fibrelite recommends that the concrete be sloped away from the top outer edge of the frame (A) a minimum of 1/2" over a 12" distance. Do not expose the top outer edge of the frame (A) – the concrete pad must be flush with the top outer edge of the frame.

VERY IMPORTANT
The underside of the frame must be adequately supported by concrete.

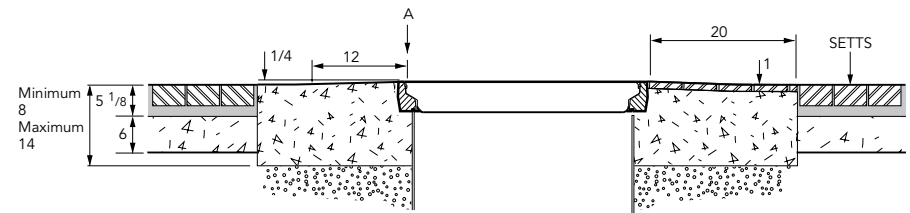
Expansion joint filled with petrol resistant mastics.



TARMACADAM



SETTS



24" dia. flat sealed cover with composite frame. Temperature & chemical resistant. (Exceeds H25 Load Rating)

For reference purposes only. This drawing is not a specification. Order against product code only. To enable continuous improvement of our products, the designs and specifications are subject to change without notice.

FIBRELITE 
PART OF OPW A DDOVER COMPANY